

NAME \_\_\_\_\_ COMPANY NAME \_\_\_\_\_

EMAIL \_\_\_\_\_ PHONE \_\_\_\_\_

STREET ADDRESS \_\_\_\_\_

CITY \_\_\_\_\_ STATE \_\_\_\_\_ ZIP CODE \_\_\_\_\_

 ORDER FORM TYPE  PRICE INQUIRY  CUSTOM ORDER  OFFICIAL ORDER

 DELIVERY TIME-FRAME  STANDARD  48 HOUR RUSH (SUBJECT TO HIGHER RATES)

CAPACITY \_\_\_\_\_ QUANTITY \_\_\_\_\_ HUB FACE \_\_\_\_\_

OUTSIDE OF BRACKETS \_\_\_\_\_ INSIDE OF BRACKETS \_\_\_\_\_

**CAMBER**

- 
- FULL
- 
- 
- HALF
- 
- 
- NO CAMBER

**BOLT CIRCLE**

- 
- 4-4.0"
- 
- 
- 5-4.5"
- 
- 
- 5-4.75"
- 
- 
- 5-5.0"
- 
- 
- 5-5.5"
- 
- 
- 6-5.5"
- 
- 
- 8-6.5"

**BRACKET ORIENTATION**

- 
- LONG LEG IN
- 
- 
- LONG LEG OUT

**START ANGLE DEGREE**

- 
- 10° DOWN
- 
- 
- 22.5° DOWN
- 
- 
- 45° DOWN
- 
- 
- 0°
- 
- 
- 10° UP
- 
- 
- 22.5° UP

**LUBRICATION**

- 
- EZ LUBE
- 
- 
- PLAIN LUBE
- 
- 
- OIL BATH
- 
- (8K OR 10K ONLY)

**BOLT-ON MOUNTING KIT**

- 
- YES
- 
- 
- NO

**WIRE TRACK**

- 
- YES
- 
- 
- NO

**HUB TYPE**

- 
- IDLER
- 
- 
- ELECTRIC BRAKE
- 
- 
- HYDRAULIC BRAKE
- 
- 
- STANDARD BIG BRAKE
- 
- (8K ONLY)
- 
- 
- 12 x 2" HYBRID BRAKE
- 
- (8K ONLY)
- 
- 
- NO HUB

**BRACKET PROFILE**

- 
- LOW (FLUSH MOUNT)
- 
- 
- HIGH (SPECIFY DIMENSION)

**STUD SIZE**

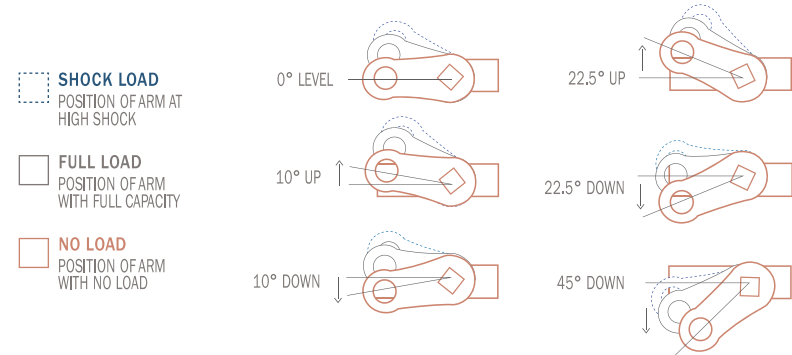
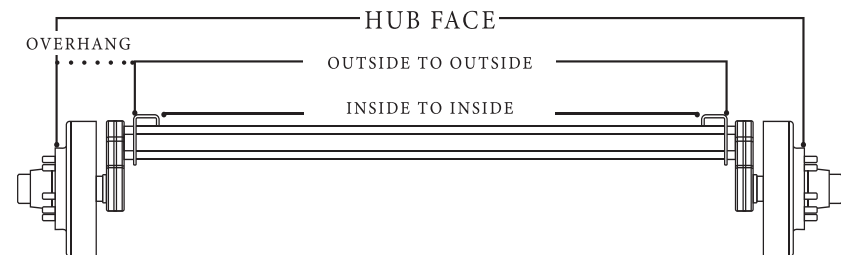
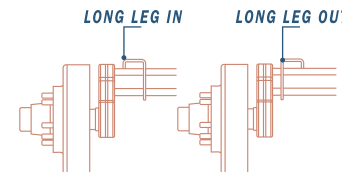
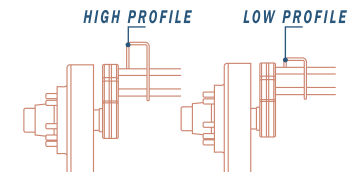
- 
- 1/2"
- 
- 
- 9/16"
- 
- 
- 5/8"

**AXLE MOUNTING**

- 
- BOLT ON
- 
- 
- WELD ON

 COMMENTS/SPECIAL ORDER \_\_\_\_\_  
 \_\_\_\_\_  
 \_\_\_\_\_

 ORDER ONLINE AT [HSIDURATEK.COM](http://HSIDURATEK.COM)

**TRAILING ARM ANGLES**

**DIMENSIONS**

**BRACKET ORIENTATION**

**BRACKET PROFILE**

 FOR QUESTIONS OR CONCERNS CONTACT US AT  
 515.262.8482 | [INFO@HSIDURATEK.COM](mailto:INFO@HSIDURATEK.COM)

**10 YEAR**  
 TORSION AXLE WARRANTY